

WITH ONE CHILD HERE AND ONE CHILD THERE: IS THERE SPECIALIZATION AND COMPLEMENTARITY IN CHILDREN'S SUPPORT RELATED TO THEIR PLACE OF RESIDENCE? THE MEXICAN CASE

Estela Rivero, El Colegio de México;
Anairis Hernández-Jabalera, El Colegio de México
Dolores Puga CSIC,

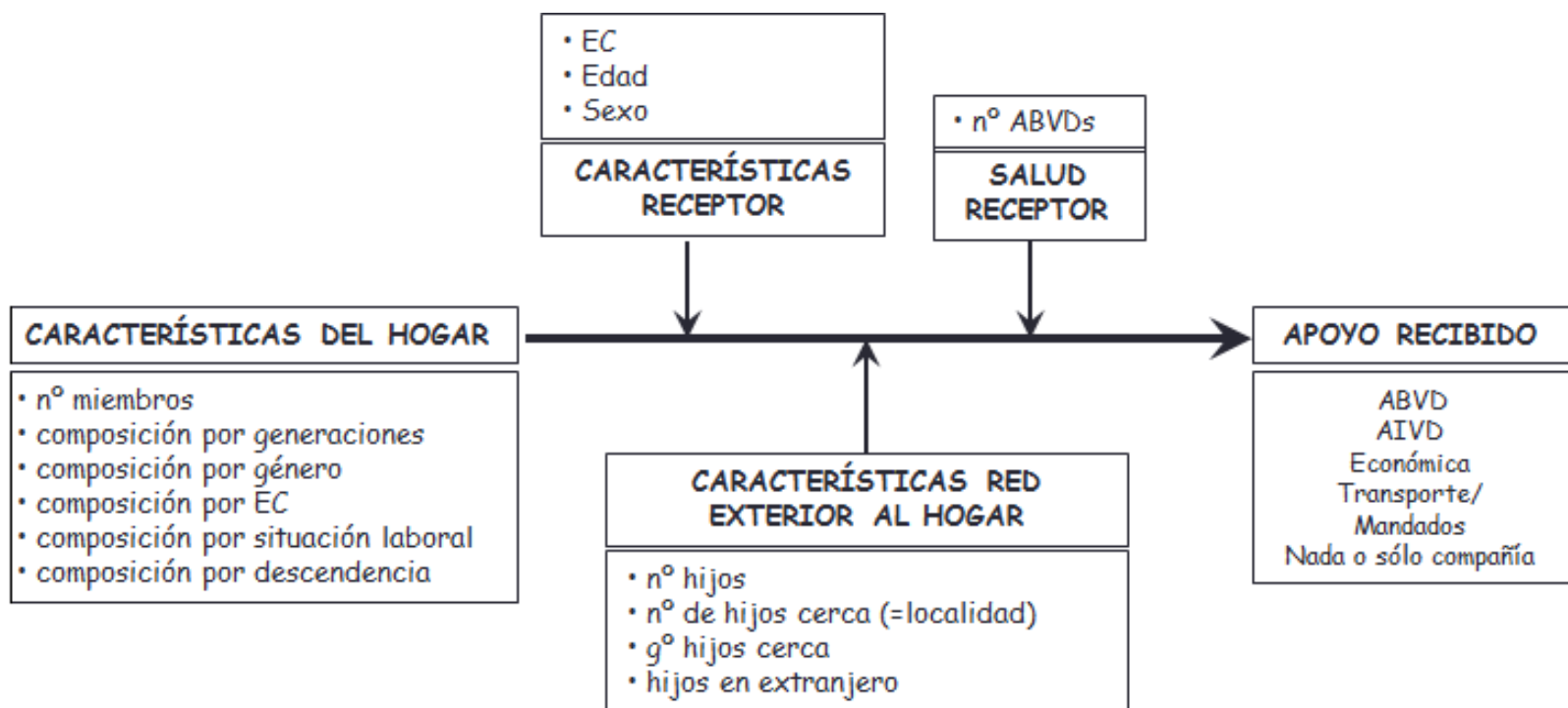
Objective

- Contribute to the understanding of the way that children organize for the caregiving of their parents, and how this varies according to their place of residence.
- We have two particular objectives:
 - **1)** Analyze how the **type of help** that disabled parents receive varies according to where their children live.
 - **2)** Explore whether having **migrant children** affects the probability of receiving different types of help.

Why is it important to study the relationship between children's place of residence and the support that their parents receive?

- In Mexico the care of the elderly lies mainly **on the family**.
- Demographic changes in Mexico will increase the proportion of the elderly in the near future.
- If we consider migration and the decrease of fertility, many of these will depend on **fewer children** and many families will be **geographically disperse**.
- Past studies have not analyzed whether there is a specialization according to place of residence among children in the kind of help they provide.

- It is important to understand how caregiving is divided among children, and how this may affect the **vulnerability of the elderly in different situations** (for example, those with only migrant children).



Data and Methodology

- Mexican Health and Aging Study (MHAS) 2001
- - Household level analysis
- - Sample restricted to:
 - 1) Households where at least one of the individuals had at least one basic disability
 - 2) Households with at least four adult children (25 years old or older)
- Final sample size: 5,932 households

- 1) Exploratory Analysis
- Family types, constructed according to the **adult children's place of residence:**

Four types of help received in the parental household:

-Economic (monetary transfers)

-Household chores, transportation and errands

Help with Activities of Daily Life

Help with Instrumental Activities of Daily life

Family types, constructed according to the adult children's place of residence:

All live in the parental household

All live in the same city that their parents do

All children are migrants

All live in the parental household or in the same city that their parents do

All live in the parental household or are migrants

All live in live the same city that their parents do or are migrants

All live in the parental household, in the same city that their parents do, or are migrants

2) Logisitc regressions (for each type of help):

Dependent variable: 1 With help
0 Without help

Independent variables:

A) Family types, constructed according to the adult children's place of residence

B) Whether the elderly have a migrant (internal or international) children or not

Bivariate analysis of type of help received in the parental household and family type (constructed according to the adult children's place of residence)

| Family type | Type of help received in the parental household | | | |
|---|---|------------------|------|-------|
| | Economic | Household chores | ADL | IADL |
| All live in the parental household | 44.29 | 58.42 | 7.07 | 11.68 |
| All live in the same city that their parents do | 48.22 | 45.51 | 5.52 | 9.36 |
| All children are migrants | 58.23 | 32.28 | 2.53 | 4.75 |
| All live in the parental household or in the same city that their parents do | 57.06 | 54.64 | 8.23 | 12.38 |
| All live in the parental household or are migrants | 58.33 | 52.54 | 7.97 | 8.7 |
| All live in live the same city that their parents do or are migrants | 67.58 | 42.14 | 5.85 | 9.79 |
| All live in the parental household, in the same city that their parents do, or are migrants | 68.78 | 52.85 | 8.95 | 12.44 |

| | |
|--|-------------------|
| | High proportion |
| | Medium proportion |
| | Low proportion |

-The highest proportions of households receiving economic help were found among families with migrant children.

- Only a third of the parental households where all children are migrants receive help with household chores, errands and transportation.

Elderly who live with at least one adult children are the most likely to receive help with ADLs and IADLs

What about the amount of hours?

Average number of montly hours of help received by each needed person in the household

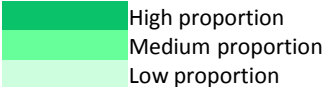
| | Ayuda con ADLs | | Ayuda con IADL's |
|---|----------------|----|------------------|
| All live in the parental household | 320.2308 | | 163.557 |
| All live in the same city that their parents do | 175.5074 | ** | 115.55 |
| All children are migrants | 134.2 | | 120.095 |
| All live in the parental household or in the same city that their parents do | 204.4469 | * | 133.095 |
| All live in the parental household or are migrants | 329 | | 151.125 |
| All live in live the same city that their parents do or are migrants | 162.8036 | ** | 117.676 |
| All live in the parental household, in the same city that their parents do, or are migrants | 280.9956 | | 140.947 |

- **But these results may be affected by the life course stage and SES characteristics of the parents and the children. Do they hold up once we control for these?**
- *In this model we control for number of individuals in the parental household, the union status of the parent, an index measuring the health status of the parents, the income level in the parental home, the number of daughters older than 18 years old, the age of the eldest parent and the number of dependent persons other than the parental home, other than the parents.

Logit model controlling for SES analysis of family type (according to children's place of residence) and type of help received in the parental household

Table 2.
Results of logit model for estimating whether help was received, by family type (OR)

| Family type | Type of help received in the parental household | | | |
|---|---|------------------|--------|--------|
| | Economic | Household chores | ADL | IADL |
| All live in the parental household | | --1.0-- | | |
| All live in the same city that their parents do | 1.17 | 0.59*** | 0.77 | 0.78 |
| All children are migrants | 1.75*** | 0.34*** | 0.34 | 0.38 |
| All live in the parental household or in the same city that their parents do | 1.67** | 0.86 | 1.18** | 1.07** |
| All live in the parental household or are migrants | 1.76** | 0.79 | 1.14 | 0.72 |
| All live in live the same city that their parents do or are migrants | 2.62*** | 0.52*** | 0.82 | 0.82 |
| All live in the parental household, in the same city that their parents do, or are migrants | 2.77*** | 0.80* | 1.29 | 1.07 |
| Controls | | | | |



High proportion
 Medium proportion
 Low proportion




Results confirm that having migrant children, children living in the same city, or a combination of both increases the chances of receiving economic support

- having only migrant children decreases elderly's odds of receiving help with household chores, errands and transportation by 0.66%.

Table 3.

Results of logit model for estimating whether help was received, by presence of migrant children (OR)

| Family type | Type of help received in the parental household | | | |
|------------------|---|------------------|-----|---------|
| | Economic | Household chores | ADL | IADL |
| Without migrants | | --1.0-- | | |
| With migrants | 1.46*** | 0.83*** | 1 | 0.74*** |

| | |
|---|-------------------|
|  | High proportion |
|  | Medium proportion |
|  | Low proportion |

These results confirm that having migrant children **increases the chances of receiving economic help in 46%**, when compared against families that do not have migrant children.

On the other hand, having migrant children **lower the odds of receiving household chores and help with IADLS.**

Conclusions:

- Children's **place of residence is key** for understanding the resources that parents have and the help that they receive from their children.
- Our research provides empirical evidence that children may organize to provide their parents with the resources that they have at hand, **resulting in a specialization of help**, where children who live with their parents turn into the main caregivers and non-corresident children specialize in economic and sporadic help.

Conclusions:

- This specialization may represent a **disadvantage for old adults that do not have children living close to them.**
- Children support their parents with the kind of help available for them but it is not always what parents need.